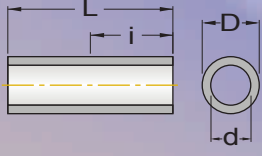


BPI-GRIP™ SYSTEM — Dimensions and Data [inch-pound units]

BARGRIP

BPI® Coupler Size	Product Code	Length 'L' (in)	Coupler Weight (lb)	Color Code	Rebar Size	Outside Dia. 'D' (in)	Inside Dia. 'd' (in)	Insertion Bar 'i' (in)	Press Model	'H' (in)	'S' (in)	'T' (in)	'X' (in)	'U' (in)	No. Bites
3	3BG	2	0.16	Orange	3	3/4	1/2	1	BG 250	2 5/8	1 1/8	2	4	2 1/4	3
4	4BG	2 1/2	0.25	Pink	4	15/16	5/8	1 1/4		3	1 3/4	2 3/8	4 1/4	2 3/4	4
5	5BG	3 1/8	0.46	Red	5	1 1/8	3/4	1 9/16		3 3/8	1 1/8	2 1/4	5 1/8	2 1/2	6
6	6BG	3 3/4	0.85	Yellow	6	1 3/8	15/16	1 7/8	BG 400	4 3/4	3	4 1/4	6 3/4	5 1/4	5
7	7BG	4 3/8	1.24	Blue	7	1 9/16	1 1/16	2 3/16		5 1/4	3	4 1/2	7 3/4	5 1/2	7
8	8BG	5	1.84	Black	8	1 3/4	1 3/16	2 1/2		5 3/4	3 3/4	4 1/2	8 1/2	5 1/2	9
9	9BG	5 1/2	2.42	Red	9	1 15/16	1 3/8	2 3/4	BG 750M	6 1/2	3 3/4	5 1/4	10 1/2	6 1/4	7
10	10BG	6 5/16	3.46	Yellow	10	2 3/16	1 1/2	3 1/8		7	3 1/2	5 1/2	11 1/2	6 1/2	9
11	11BG	6 3/8	4.38	Blue	11	2 3/8	1 13/16	3 7/16		7 1/2	3 3/2	5 3/4	12	6 1/2	12
14	14BG	8 3/4	9.47	Pink	14	2 15/16	1 15/16	4 3/8	BG1140M	9 1/4	4 3/4	7	14	9	11
18	18BG	12	20.6	Red	18	3 13/16	2 5/8	6		12	5 1/4	8	19 3/4	9 1/2	21



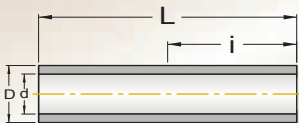
BARGRIP XL

3	3XL	3 1/4	0.26	Orange	3	3/4	1/2	1 5/8	BG 250	2 5/8	1 1/8	2	4	2 1/4	3
4	4XL	4	0.40	Pink	4	15/16	5/8	2		3	1 3/4	2 3/8	4 1/4	2 3/4	4
5	5XL	4 3/4	0.69	Red	5	1 1/8	3/4	2 3/8		3 3/8	1 1/8	2 1/4	5 1/8	2 1/2	6
6	6XL	5 1/2	1.25	Yellow	6	1 3/8	15/16	2 3/4	BG 400	4 3/4	3	4 1/4	6 3/4	5 1/4	5
7	7XL	6 1/4	1.76	Blue	7	1 9/16	1 1/16	3 1/8		5 1/4	3	4 1/2	7 3/4	5 1/2	7
8	8XL	7	2.57	Black	8	1 3/4	1 3/16	3 1/2		5 3/4	3 3/4	4 1/2	8 1/2	5 1/2	9
9	9XL	7 1/2	3.30	Red	9	1 15/16	1 3/8	3 3/4	BG 750M	6 1/2	3 3/4	5 1/4	10 1/2	6 1/4	7
10	10XL	8 1/4	4.52	Yellow	10	2 3/16	1 1/2	4 1/8		7	3 1/2	5 1/2	11 1/2	6 1/2	9
11	11XL	9	5.73	Blue	11	2 3/8	1 13/16	4 1/2		7 1/2	3 3/2	5 3/4	12	6 1/2	12
14	14XL	11	11.9	Pink	14	2 15/16	1 15/16	5 1/2	BG1140M	9 1/4	4 3/4	7	14	9	11
18	18XL	14	24.1	Red	18	3 13/16	2 5/8	7		12	5 1/4	8	19 3/4	9 1/2	21



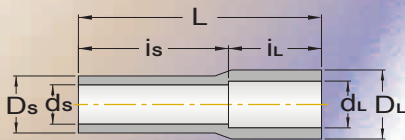
BARGRIP UXL

3	3UXL	4 1/2	0.36	Orange	3	3/4	1/2	2 1/4	BG 250	3 3/8	1 1/8	2	5 1/8	2 1/4	7
4	4UXL	5 1/4	0.52	Pink	4	15/16	5/8	2 5/8		4 3/8	1 3/4	2 3/8	6 1/4	2 3/4	9
5	5UXL	6	0.87	Red	5	1 1/8	3/4	3		4 7/8	1 1/8	2 1/4	8	2 1/2	13
6	6UXL	6 3/4	1.53	Yellow	6	1 3/8	15/16	3 3/8	BG 400	6 1/4	3	4 1/4	8 3/4	5 1/4	10
7	7UXL	7 1/2	2.11	Blue	7	1 9/16	1 1/16	3 3/4		6 3/4	3	4 1/2	10	5 1/2	13
8	8UXL	8 1/2	3.12	Black	8	1 3/4	1 3/16	4 1/4		7 1/2	3 3/4	4 1/2	11	5 1/2	18
9	9UXL	9 1/4	4.07	Red	9	1 15/16	1 3/8	4 5/8	BG 750M	8 3/8	3 3/4	5 1/4	13 1/4	6 1/4	11
10	10UXL	10	5.47	Yellow	10	2 3/16	1 1/2	5		8 7/8	3 1/2	5 1/2	14 1/4	6 1/2	14
11	11UXL	10 3/4	6.85	Blue	11	2 3/8	1 13/16	5 3/8		9 1/2	3 3/2	5 3/4	14 3/4	6 1/2	16
14	14UXL	13	14.1	Pink	14	2 15/16	1 15/16	6 1/2	BG1140M	11 3/4	4 3/4	7	17 1/2	9	16
18	18UXL	16	27.5	Red	18	3 13/16	2 5/8	8		14	5 1/4	8	22 3/4	9 1/2	28

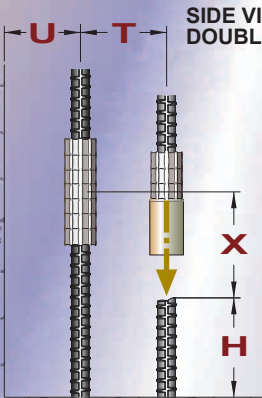


BARGRIP XL TRANSITION

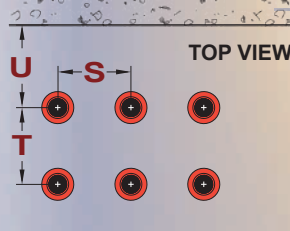
BPI® Coupler Size	Product Code	Color Code	Length 'L' (in)	Coupler Weight (lb)	Rebar Insertion ('iL' 'is') (in)		Outside Diameter ('Dl' 'Ds') (in)		Inside Diameter ('dL' 'ds') (in)	
5/4	5/4XL	See BarGrip Color Code above	3 7/16	0.38	1 3/8	2 1/16	1 1/16	7/8	3/4	5/8
6/5	6/5XL		4 1/16	0.72	1 9/16	2 1/2	1 3/8	1 1/16	15/16	3/4
7/6	7/6XL		4 3/4	1.20	2 1/16	2 11/16	1 9/16	1 3/8	1 1/16	15/16
8/6	8/6XL		5 3/8	1.72	2 2/8	2 7/8	1 3/4	1 3/8	1 3/16	15/16
8/7	8/7XL		5 3/8	1.75	2 2/2	2 7/8	1 3/4	1 9/16	1 1/16	1 1/16
9/7	9/7XL		6 3/8	1.90	2 7/8	3 1/4	1 15/16	1 9/16	1 5/16	1 1/16
9/8	9/8XL		6 7/8	2.50	2 7/8	3 1/4	1 15/16	1 3/4	1 5/16	1 3/16
10/8	10/8XL		6 7/8	3.50	2 15/16	3 15/16	2 3/16	1 3/4	1 1/2	1 1/16
10/9	10/9XL		6 7/8	3.52	3 1/16	3 13/16	2 3/16	1 15/16	1 1/2	1 5/16
11/8	11/8XL		7 1/4	3.79	2 5/8	4 5/8	2 3/8	1 3/4	1 5/8	1 3/16
11/9	11/9XL		7 1/4	3.95	3 3/8	4 1/8	2 3/8	1 15/16	1 5/8	1 1/16
11/10	11/10XL		7 1/4	4.38	3 3/4	4	2 3/8	2 3/16	1 5/8	1 1/2
14/10	14/10XL		8 7/8	6.90	3 5/8	5 1/4	2 7/8	2 3/16	1 15/16	1 1/2
14/11	14/11XL		8 7/8	7.05	3 5/8	5 1/4	2 7/8	2 3/8	1 15/16	1 5/8
18/11	18/11XL		11 9/16	14.6	4 3/8	7 7/16	3 13/16	2 3/8	2 5/8	1 5/8
18/14	18/14XL		11 9/16	16.7	4 3/8	7 3/16	3 13/16	2 7/8	2 5/8	1 15/16



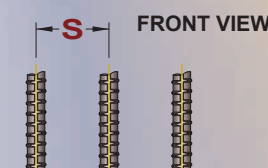
SIDE VIEW DOUBLE ROW



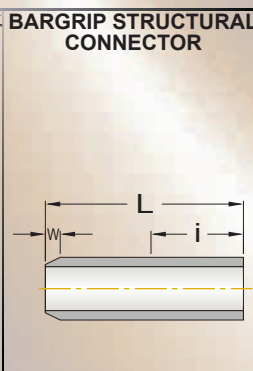
TOP VIEW



FRONT VIEW



BARGRIP STRUCTURAL CONNECTOR




Structural Connector Size	Product Code	SC Length 'L' (in)	SC Weight (lb)	Minimum Insertion* 'i' (in)	Weld Bevel Length 'W' (in)
3	3LB	3 3/4	0.30	1	3/16
4	4LB	4	0.40	1 1/4	3/16
5	5LB	4 1/4	0.63	1 5/8	1/4
6	6LB	4 1/2	1.02	1 7/8	1/4
7	7LB	5	1.42	2 1/4	5/16
8	8LB	6	2.20	2 1/2	3/8
9	9LB	6 1/2	2.85	2 3/4	7/16
10	10LB	7	3.83	3 1/8	1/2
11	11LB	7 1/2	4.76	3 1/2	9/16
14	14LB	8 3/4	9.45	4 1/2	11/16
18	18LB	12	20.6	6 1/8	7/8

NOTES: For each bar size, Color Code, Outside Diameter, Inside Diameter and 'S' Dimension are the same as for BarGrip above.
 * Minimum Rebar Insertion equals the swage length. Maximum Rebar Insertion equals the coupler length.

BG400

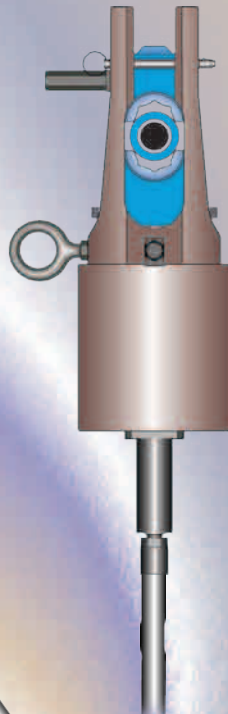
COMPACT FIELD PRESS

56 lbs
mostly used on #6, #7, #8 bar



BG750M MIDSIZE FIELD PRESS

90 lbs
mostly used on
#8, #9, #10, #11 bar



BG1140M

HEAVY-DUTY FIELD PRESS


207 lbs
mostly used on
#10, #11, #14, #18 bar



BG250


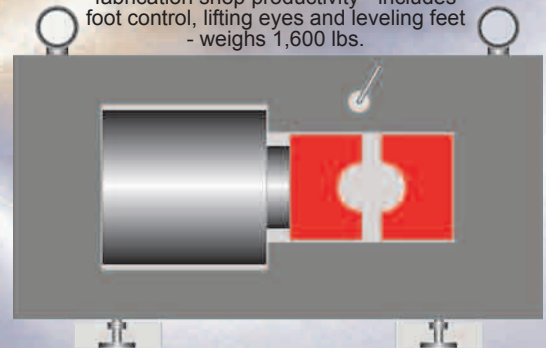
MINI FIELD PRESS

20 lbs
mostly used on #4, #5 bar



BP2600

Bench press for 1/2-swaging all bar sizes up to US #18. Double acting cylinder connected to 10 or 15 hp pump for high fabrication shop productivity - includes foot control, lifting eyes and leveling feet - weighs 1,600 lbs.



BPI® swaging equipment for the installation of coupling sleeves and connectors consists of a hydraulic **PRESS**, **PUMP** and **HOSE** with suitable swaging **DIES**.

Press models for field swaging range in size from the BG 250 for splicing #3 - 6 rebars (Ø10 - 20 mm), to the BG 1140M for splicing bars up to #18 (Ø57 mm). Each press is provided with a lifting handle and/or lifting eye for support. By a simple change of die set, each press is capable of swaging multiple sizes of coupling sleeve inclusive of BarGrip - XL - UXL - Transitions and Structural Connectors. For ease of use, dies and coupling sleeves are stamped and color-coded to match.

A hydraulic pump, electrically-driven or gasoline-driven, connects to the press by means of a hose with quick-disconnect ends. The equipment operator depresses a foot control to actuate the system. As the ram of the press extends and pushes the dies towards each other, a portion of the coupling sleeve is forced to deform around the rebar and interlock with the bar profile. When each swaging bite has been completed, a pressure switch built into the pump, automatically stops the process to allow the ram of the press to retract for the next bite. *After a coupling sleeve has been fully swaged, the operator simply slides the outer die out of the press for convenient removal of the press from around the spliced rebar.*

A Bench Press can be utilized by the rebar fabricator to efficiently 1/2-swage coupling sleeves to rebars ahead of shipping, thereby saving time on the jobsite.

NOTE: In lieu of shop 1/2-swaging with a Bench Press, it may sometimes be appropriate to use a field press such as a BG1140M or BG750M - contact BPI for assistance with your application.

BPI® Equipment is available for lease or purchase. Equipment must be used in accordance with manuals, lease agreements, manufacturers' directions and all safety instructions.

Pump Model	PE 55	PE 400	PG 400
Driver	1 1/2 HP Electric Motor	10 HP Electric Motor	18 HP Gasoline Engine
Power Supply	115V 1-phase	230V or 460V 3-phase	Battery Start
Weight with fluid	147 lbs (66 kg)	605 lbs (274 kg)	545 lbs (247 kg)
Most common use	Rebar #3 - #11 [Ø10-36mm]	Rebar #9 - #18 [Ø28-57mm]	Rebar #9 - #18 [Ø28-57mm]
Attributes	Compact / Maneuverable	Fast / High volume jobs	No power supply required

While the information contained in this document is believed to be accurate at the time of publication, BPI reserves the right to make changes, design modifications, corrections and other revisions as it sees fit, without notice. All products described herein are supplied in accordance with BPI's standard Terms and Conditions of Sale. This document is of a promotional nature only. Aspects of structural design, evaluation of product fitness for use, suitability or similar attributes are the responsibility of others.



MEMBER

BarSplice Products, Inc., 4900 Webster Street, Dayton OH 45414, USA
 ●Tel: (937) 275-8700 ●Fax: (937) 275-9566 ●E-mail: bar@barsplice.com



MEMBER